

Performance **HydroBLASTING**

**Your Specialist in
Low Impact Pavement Marking Removal**




RESPECT THE
PAVEMENT

Performance HydroBLASTING



**A specifier's guide to
waterblasting for
best results.**

Have *you* been disappointed in waterblasting's results verses it's demonstrated abilities?



*Angled lines crossing lanes need the finest profile finish. However, these examples are straight lines.

After 2 years of weather

Seven P's to Preserve Pavement by Waterblasting

PLACE a five-star order



Waterblasting bid spec should include multiple classes of finish desired.

Similar to how markings utilize 614, 642, 644, Class 1, Class 2, and Class 3.

We can help.



Safety rides a balance between finished look, temporary effectiveness, and time to apply/maintain cost.

High spec'd waterblasting and temp paint are the clear choice over tape or thick paint.



Bid Spec

Pre Const. Conversation
(to allot time for finish spec)



Paint Just Enough

Seven P's to Preserve Pavement by Waterblasting

\$ PRICE it Right \$

“ONE-SIZE-FITS-ALL” PRICING DEFEATS EXCELLENCE

- ✗** Permanent paint and old pavement are much more costly and unpredictable
- ✗** Existing paint is more costly to remove due to the number of coats, width, and pavement condition.



Consider a separate pay item for temporary paint on *permanent pavement

Example: **SP WB 642 TPP**

(Specifying permanent paint type in temp position = higher chance for significant scarring due to energies required for removal)

*** The energy requirements of waterblasting tend toward “better is also faster and cheaper.”

*By adding 2 or 3 levels of specificity to predictable results, the bidder will know that a finer finish is needed in that instance, and then all bidders will be bidding higher to give the finer finish.

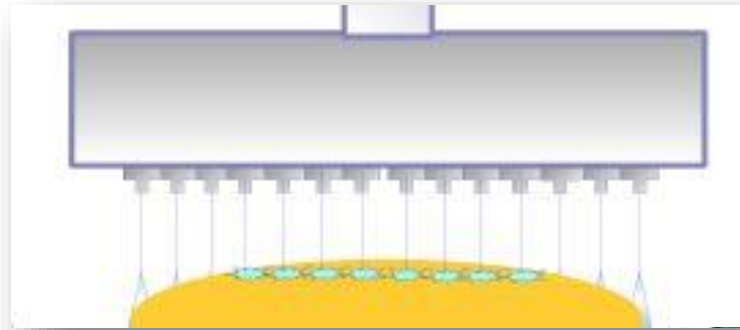
Likewise, primes will know to allow more time for that traffic shift to accommodate the finer finish as spec'd in the plans.

***This a general rule of thumb and not applicable for extremes of pavement condition.

Seven P's to Preserve Pavement by Waterblasting

PLAN The Work Shift

The more time allotted to the waterblaster early in a shift, the better opportunity to match the “energy mirror” to site conditions.



Varying paint thicknesses and widths require articulable energy patterns.

“Lowest Price” bidding without a high specificity ensures low quality results.

Seven P's to Preserve Pavement by Waterblasting


PREQUALIFY the Talent and the Machine.

What is *prequalify*?

Prequalify is a department word, but it can be addressed well by mere mention in a preconstruction meeting. It can also be addressed at the start of a shift on a project where it is important for the eradication marks to fade well.

Thick, old, hard paint on older asphalt is not the ideal finish scenario, but the following tip helps a lot and could be specified.

Tip: Limit blast width to 1-1/2" wider than the marking to train the energy on the marking rather than on the pavement.



Performance Hydroblasting, Inc. emphasizes that their waterblasting technicians should always try to earn the finished profile approval of a stakeholder at the beginning of all removals. This helps with early shift adjustments and expectations for all interests.

Seven P's to Preserve Pavement by Waterblasting

Paint with Temporary Paint.

✓ **Paint with the end in mind.**

½ application paint requires much less energy to remove.

If you are considering expensive tape to optimize the pavement finish it may be well worth the effort to let the painter save his materials, save the department the added expense of tape, save the waterblaster some time and consumables, and ultimately save the pavement's appearance for years to come. Simply apply ½ rate paint and a new class code of "Class 3" removal. Shadow lines will fade much better.

Where practical, avoid using permanent paint in a temporary location. This tip will reduce the energy impact required for removal.

Seven P's to Preserve Pavement by Waterblasting

Picture The End Product.

The less impact a waterblaster has on the pavement, the better the chance that the ghost line will fade away in a couple of years.



Medium Range Department Goals

As a specifier, it may be helpful to engage other specifiers in monitoring long term results on well managed projects to realize the full benefit waterblasting offers.


Department

Build a database with pictures of projects that were well managed and ones that were not well managed. This will help the stake holders see progress of the trade and the early investment of confidence. It will also help provide guidance for future upgrades in project management.

Seven P's to Preserve Pavement by Waterblasting

Picture The End Product.

Let us come to you
right away and
teach your team
how to *specify for
realized results.*





RESPECT THE
PAVEMENT

At Performance Hydroblasting, Inc. we want to help!
Reach out to us with any further questions you may have
about waterblasting or the services we provide.

Call us toll free at
1-877-598-1300
Email: Info@ohblaster.com
for conversation or assistance.



Copyright 2018
Revised July 2021
All rights reserved.